



CostGenie Software
12414 4th Street No.99
Yucaipa, CA 92399
877 964-1199
karone@costgenie.com
<http://www.costgenie.com>

Demo download instructions

Lets get started ...

1. If you are not on the "Demo Download" page
click on "Demo Download" in the top navigation bar.

Demo Download

Thank you for your interest in **Cost Genie!**

(Note: To send us a question or comment, fill out the short form below.)

Downloading your Demo program is a two (2) step process.

Step 1. First, download the **Cost Genie 3.0 "DEMO DOWNLOAD INSTRUCTIONS" PDF file.**

It's important to download and read this file **before** you open or install your Demo program. Click "DEMO".

Also download

DEMO PROCEDURE MANUAL PDF ()

DEMO DOWNLOAD INSTRUCTIONS PDF ()

DEMO PROCEDURE MANUAL PDF ()

Step 2. Next, fill out the form below. Put questions or comments in Item 12.
After you hit **Send**, you will be taken to the Download page.

Purpose: (Pick one)

To Download a PC Demo

To Download a MAC Demo

I have a Question/Comment
(Items in **RED** are REQUIRED. Thanks!)

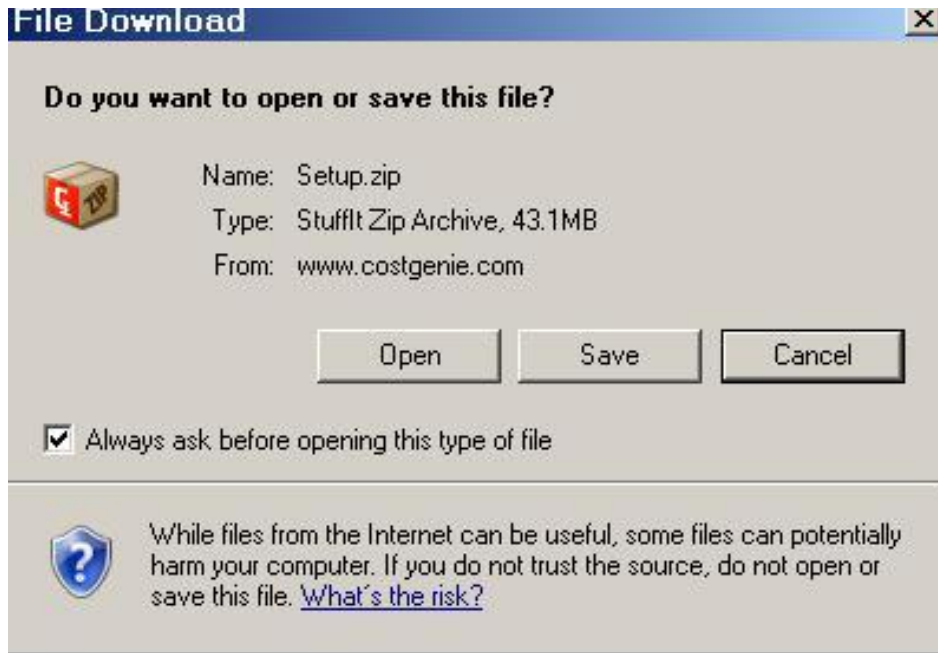
Note: The more information you fill out the better we will be able to serve you. And, remember we have special pricing for students and Restaurant and Catering Company start ups.

4. When done, click on the “Send” button at the bottom of the page.

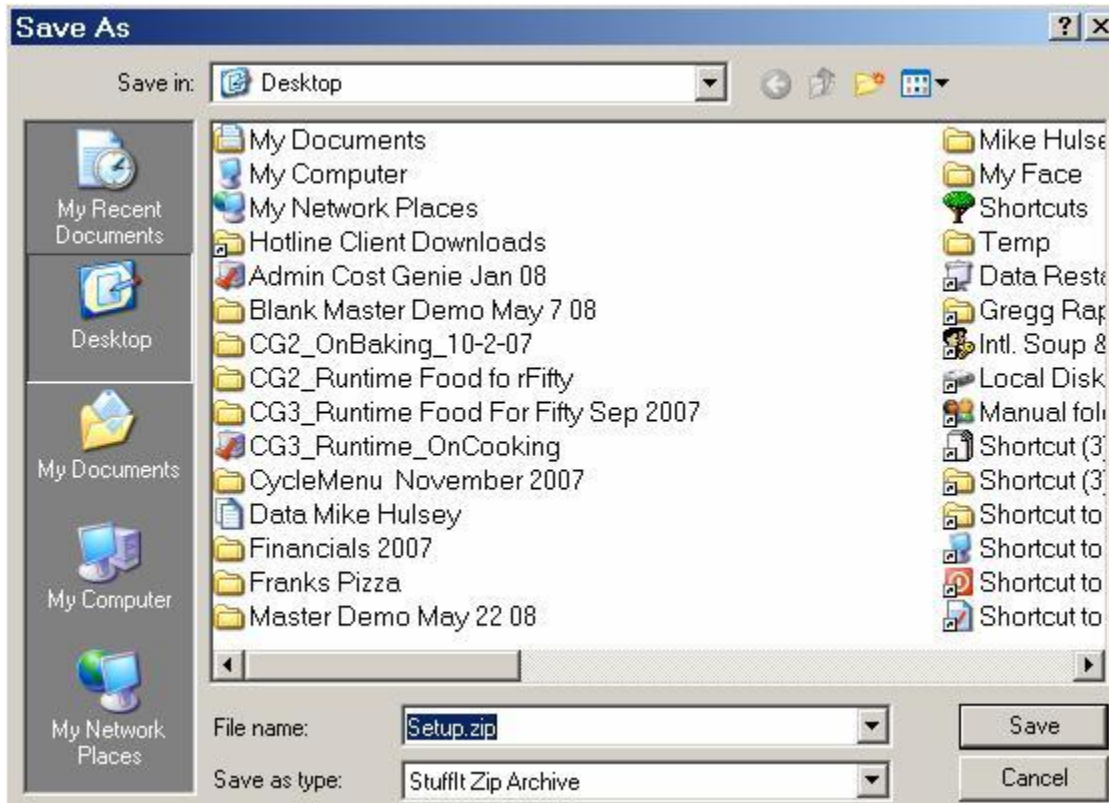
When you are finished, please hit the **SEND** button once.
You will be taken to a page where you can download your **Cost Genie** Demo. Thanks!

5. You will automatically be taken to the “Demo Download” page

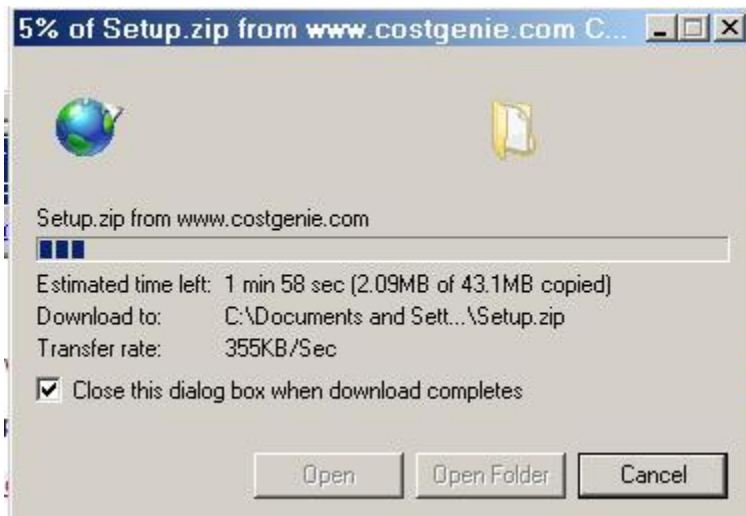
6. Click on the **PC** or **MAC** Download button. You will get a notice similar to the one below.



7. Save to your desktop



8. This icon (or something similar) should appear on your desktop



9. Click on it to “unzip” your Demo Program.

10. Next this folder should appear.



11. Open it and click on this icon:



12. When asked for a PASSWORD use: DEMO

